





<p>Bioclean and Grow Composter by Dr Joshy Cherian from Omegaeco tech</p>		<p>Bioclean and Grow Composter</p> <ul style="list-style-type: none"> • Three tier Bioclean and Grow Composter (8 pieces) • 8 ltr bucket with lid • 3 Bioclean bricks • 1 Regular Cocopeat brick 800 gms • Neem Powder • Spinach Seeds • Suitable for a family of 3 and above persons
<p>STEP 1 : Setting up a base bed in all three pots</p>		<p>Soak the regular cocopeat brick in 1 liter of water for 3 to 4 hours. Powder the brick and add the powdered cocopeat into all three parts equally.</p>
<p>STEP 2: Soaking and powdering Bioclean and Grow Brick</p>		<p>Soak the Bioclean brick in 1.5 litres of water for minimum 3 hours. Break the soaked brick into powder. Add two handful of bioclean into the top composter pot.</p>
<p>STEP 3: Adding Kitchen Waste</p>		<p>Add kitchen waste (Veg, Non Veg, food waste, used coffee/tea ground, crushed egg shells, dry leaves, flowers etc). Drain out water from sambhar, rasam and add only solids. Break any rice block or full chapati.</p>

STEP 4: Cover it with powdered Bioclean



Cover it with 2 to 3 handful of bioclean. If you have dry leaves, use it to cover the kitchen waste completely. If you notice moisture on the inner side of the lid, remove or wipe the moisture with a dry cloth. Once or twice a week, sprinkle a tea spoon of neem powder which helps reduce insects.

STEP 5 : Harvesting Compost



After 3 to 4 weeks. Harvest nice earthy smelling compost after shadow drying it. Half of the compost can be reused, while the other half can be used to grow vegetables. Toss the semi decomposed bones and peels into the next composting cycle.

STEP 6: Use Compost to grow Spinach or use in Gardening



Mix the harvested compost with red soil at 2:1 and grow your own Spinach using the seeds provided in the kit. Compost can be used for gardening or at a nearby park.

Contact : vasuki.iyengar@gmail.com

Phone No: 94813 52125

Soil and Health



At: iProcess Info India Pvt Ltd,

No. 49, Suprabhata, 2nd Floor, 12th Main,

4th Block East, Jayanagar, Bangalore 560011

Soil and Health

Attn: Vasuki Iyengar Ph: 98456 90778

No 11, Greenfields 2

Gubbalala Cross, Kanakapura Road

Bangalore 560062

Near Singapore Gardens